

HORSE  EVENTS 

**Horse - Events
Eventing Rule Book
2024**

These rules have been produced by Horse Events LTD taking into account National guidelines to keep a consistent approach across the board for riders who compete at Affiliated and Unaffiliated events.

Horse Events Rules can be used by any event organisers who choose to have their online entries processed on www.horse-events.co.uk.

Horse Events LTD takes no responsibility for the provision of **ANY** event by **ANY** organiser who wishes to run under the rules listed in this rule book.

Event Organisers listed on the event schedule take full responsibility for the governing of the rules they run under and If there are any alterations to the rules these should be listed in the event schedule.

As a competitor you should be aware of the rules an event chooses to run under and make it your responsibility to follow them.

1. Contents

WHAT IS EVENTING	5
2. LEVELS OF COMPETITION	6
3. OFFICIALS	9
4. DIRECTIONS FROM OFFICIALS	9
5. ENTRIES:	10
6. REQUIREMENTS AND OBLIGATIONS FOR RIDERS PARTICIPATING IN AN EVENT	10
6.1 Age of Rider	10
6.2 Age and Height of Horse	10
6.3 Eligibility and Fitness	11
6.4 Eligibility for special classes	11
6.5 Safety	11
7. SCORING	11
8. PROTESTS OR OBJECTIONS	11
9. ACTION AFTER A FALL	12
10. UNSEEMLY BEHAVIOUR	12
11. DISQUALIFICATION	13
12. Use of the whip	13
13. COMPULSORY RETIREMENT	14
14. HEALTH & SAFETY	14
15. LEGAL LIABILITY	14
16. LONE COMPETITORS	15
17. DESTRUCTION OF SEVERELY INJURED HORSES	15
18. VACCINATION	16
19. ORDER OF STARTING	17
20. INTERVAL BETWEEN PHASES	17
21. EXERCISE	17
22. RAPPING	18
23. STALLIONS	18
24. NON-COMPETING AND COMPANION HORSES	18
25. BIKES	19

26. DRESS	20
25.1. Hats and Hair –.....	20
25.1.1. Hair:	20
25.1.2. Hats	20
25.1.3. Hat Checks and Tagging.....	21
26.2 Jackets (Dressage and Show Jumping only) –	23
26.3 Number bibs.....	23
26.4 Gloves.....	23
26.5 Breeches.....	23
26.6 Footwear	23
26.7 Stirrups.....	24
26.8 Spurs.....	24
26.9 Whips	24
26.10 Body Protector	25
26.11 Air Jackets	26
26.12 Medical Armbands	26
26.13 Prize giving.....	26
26.14 DRESSAGE only.....	26
26.15 CROSS-COUNTRY only	27
27. SADDLERY	28
27.1 Table of permitted & Not permitted saddlery	28
27.2 Saddle Cloths/Numnahs	30
27.3 Bits 30	
28. THE DRESSAGE PHASE	48
28.1 Penalty Marks and Elimination.....	48
28.2 Lameness.....	48
28.3 Visible Blood.....	49
28.4 Falls.....	49
28.5 Other Errors.....	50
28.6 Scoring.....	50
29. SHOW JUMPING	51
29.1 Course Inspection.....	51
29.2 Course Information and Timetabling.....	51
29.3 Practice Obstacles	52
29.4 Show Jumping Penalties	55
29.5 Falls.....	57
29.6 Scoring.....	57
30. THE CROSS COUNTRY PHASE.....	58

30.1 Practice Fences	58
30.2 Starting and timing	58
30.3 Timing Error	59
30.4 Alteration of Course	59
30.5 Riding the course	60
30.6 Definition of Faults.....	60
30.7 Refusal	62
30.8 Run out	62
30.9 Circle.....	62
30.10 Fall of Rider.....	63
30.11 Fall of Horse	63
30.12 Knocking down a fence flag.....	64
30.13 Overtaking	64
30.14 Competitor in Difficulty at an Obstacle.....	65
30.15 Stopping Competitors	65
30.16 Outside Assistance.....	66
30.17 Elimination and Retiring.....	66
30.18 Cross Country Penalties.....	67
30.19 Scoring.....	68

WHAT IS EVENTING

EVENTING is a three-phase competition - Dressage, Show Jumping and Cross Country, each of which must be completed mounted. A Dressage Test will be ridden first, followed by most often the Show Jumping and then Cross Country.

The Sport of eventing is a test of horse & Rider; the dressage test shows control on the flat at different paces through a variety of movements, if this is completed the Show Jumping can then test a rider and horse over knock able obstacles in an enclosed space. Following safe completion of the Show Jumping the rider may attempt the cross-country phase.

Elimination from one phase precludes further participation in the competition. In certain, limited, circumstances, but **never** after Elimination for a fall,

- The Official Steward may give permission for the combination to continue on an eliminated basis for example after a technical elimination.
- All competitors in the same class must complete the three phases in the same order.
- Each horse must be ridden by the same rider throughout.
- A horse may only compete once in any given competition
- A multiple rider may compete up to 5 XC rounds in one day

2. LEVELS OF COMPETITION

The maximum dimensions at each Level must NOT be exceeded in either Show Jumping or Cross Country.

SHOW JUMPING

	70	80	90	100	105	110
Max length of course	350m	400m	450m	450m	450m	450m
Speed	300m pm	325m pm	325m pm	325m pm	325m pm	325m pm
Obstacles Max height	0.75m	0.85m	0.95m	1.05m	1.10m	1.15m
Max spread -highest point	0.65m	0.85m	1.05m	1.15m	1.20m	1.25m
Max spread -base	0.90m	1.15m	1.25m	1.35m	1.40m	1.50m

Note: Only one upright and one ascending spread obstacle may be included up to the maximum height. All other obstacles must be 0.05m below maximum height.

The limits on the height and spread of obstacles laid down in the rules must be observed with the greatest of care. However, if a maximum dimension has been marginally exceeded because of the material used for construction and/or by the position of the obstacle on the ground, the maximum dimensions laid down will not be considered as having been exceeded, but the permitted tolerance is 5cms maximum in the ring or practice area.

COURSE DESIGN – SHOW JUMPING

for 70, 80 & 90cm It is recommended that the first three obstacles should be inviting to allow horses to gain confidence. Neither water jumps nor water trays are permitted. The course must include only one double combination and no trebles.

100 & 105: Neither water jumps, nor water trays are permitted. The course must include one double combination and may include a further double but not a treble. There should be one square parallel.

At all Levels: When the second or third element of a double or treble combination is a spread, the distances must be as for two non-jumping stride

Cross country

CROSS COUNTRY	70	80	90	100	105	110
Length of course	Up to 1,800m	1600m - 2,500m	1600m - 2,500m*	1800m - 2,800m*	1800m - 3,120m*	2400-3,120m*
Speed	435mpm	435mpm	450mpm	475mpm	475mpm	520mpm
Obstacles No. of Jumping efforts	Up to 25	16-25	18-25*	18-25*	20-27*	20-28*
Max height	0.70m	0.80m	0.90m	1.00m	1.05m	1.10m
With height and spread Max spread -highest point	0.75m	0.90m	1.00m	1.10m	1.20m	1.40m**
With height and spread Max spread -base	1.00m	1.25m	1.50m	1.80m	1.80m	2.10m
With spread only Max spread without height	0.90m	1.25m	1.50m	1.80m	2.20m	2.40m
Drop fences Max drop	0.80m	1.20m	1.30m	1.40m	1.40m	1.60m

*At the Eventing Championships, the length of the course may be increased to 2,500-3,500m and the number of jumping efforts may be increased to 25-30.

Below 90, Organisers may reduce distances, speeds, heights, and number of obstacles in the case of challenging terrain, weather or if venue space is restricted.

3. OFFICIALS

Each Event has the following officials assigned to an event

- Organiser
- Health and Safety advisor who advises the Organiser on all aspects of Health and Safety.
- Doctor on site during the event
- Minimum of 2 paramedics and an EMT.
- Vet on site during the event
- Farrier on site during event
- Official Steward

At each event, an incident log is kept and recorded. This includes information of any falls or rider and horse incidences. If you would ever like to see your information, please contact the Event Organiser

Event Information. All necessary information about each Event is on the Horse Events website.

Officials, many of whom are volunteers, are appointed to help the Event Organiser provide sport for the Riders. Riders must cooperate with them and comply with any reasonable order or direction given by an Official. **Incivility or rudeness to any Official is a breach of the Rules and the Code of Conduct and can result in elimination from the competition.**

4. DIRECTIONS FROM OFFICIALS

Competitors and their supporters must, under penalty of elimination or disqualification, obey any order or direction given to them by any official and they must be careful not to do anything liable to upset or hinder the undisturbed progress of the competition.

5. ENTRIES:

Schedules will include

- Event Name, Date & Location
- Opening date
- Withdrawal Date
- Closing date
- Withdrawal, Refunds & Substitutions policies as chosen by the organiser.
- Late entry dates and surcharges
- Wait list information if relevant
- Date start times are released and where to look.
- Additional or amended rules.

Entries are taken online at www.horse-events.co.uk

Entries are taken on a first come first served basis.

The Entry fee is charged and in addition Booking fees are payable per entry and are non-refundable for any reason.

6. REQUIREMENTS AND OBLIGATIONS FOR RIDERS PARTICIPATING IN AN EVENT

6.1 Age of Rider

The minimum age to compete is 7 years old on the date of the competition. Unless stated otherwise in the event schedule.

6.2 Age and Height of Horse

No horse under 4 years of age is eligible to compete. A horse or pony shall be deemed to reach the age of 1 on the 1st of January next following the date on which it is foaled and shall be deemed to become a year older on each successive 1st January. There are no height restrictions.

6.3 Eligibility and Fitness.

Riders must ensure that both themselves and the Horse they ride are eligible, and competent, to compete appropriately in the class which they have entered for and are fit enough to do so.

6.4 Eligibility for special classes

Will be noted in the event schedule.

6.5 Safety

Riders must ensure their Horses are managed properly and safely throughout an event. Horses tied to the side of a lorry must not be left unattended. ([See additional rules regarding stallions](#))

7. SCORING

The penalty scores for each phase are added together with the lowest penalty score being the winner.

If the total penalty score for the three phases gives equality of marks to two or more competitors, the classification is decided by the best Cross-Country score, that is the competitor with the lowest total of jumping and/or time penalties. If there is still equality, the best will be the competitor whose Cross-Country time is closest to the optimum time, If the score remains equal the fastest show jumping time will be the deciding factor. If the scores are still equal the result shall be a tie.

8. PROTESTS OR OBJECTIONS

Any query about a competitor's score must be made only at the Secretary's Office. No approach may be made to the

Judge, Timekeeper, Fence Judge or Official concerned. Protests or objections must be made in writing and addressed to the Official Steward. Protests or objections must be made not later than half an hour after the incident that gave rise to them, or half an hour after the scores have been published.

The Official Steward shall give their decision which shall be final.

Where scores are published during an event on a live scoring system, these are provisional until confirmed by the Official Steward as the final results. It is of the utmost importance that competitors take every opportunity to read published results, provisional or final, as soon as possible after each phase.

9. ACTION AFTER A FALL

Any competitor who has a fall or sustains a serious injury anywhere at the competition site MUST see the medical personnel on the day and be passed fit to ride before riding the same horse or before riding any other horse.

*The Same horse may only be ridden again in the event of falling in a warmup area.

In the event of falling off on xc and being expected by a medic on course if cleared may the rider remount to walk the horse back to the lorry

10. UNSEEMLY BEHAVIOUR

Unseemly behavior on the part of riders, parents and supporters will be reported as soon as possible to the Official Steward. Offenders may be penalised by elimination or elimination of their associates where the unseemly behavior was on the part of a connection of the rider. Any competitor or connection who, in the opinion of the Official Steward, has been rude or aggressive towards any officials at a competition, or who has behaved in

an aggressive or unfair manner to their horse, may be eliminated.

11. DISQUALIFICATION

The Official Steward or Chief Judge may disqualify a competitor at any stage of the competition

for dangerous riding, or

if, in their opinion, the horse is lame, sick, or exhausted, or

for misuse of whip, spur or bit, or ill-treatment of the horse, or

for any breach of the rules, or

for unseemly behavior, including bad language.

12. Use of the whip

See saddlery rules for the Type of whip to be used

- At all times, the whip must only be used:
- For a good reason, as an aid to encourage the horse forward or as a reprimand.
- At an appropriate time, namely when the horse is reluctant to go forward under normal aids of seat and legs
- In the right place, namely down the shoulder or behind the leg but never overarm.
- With appropriate severity.
- No more than twice for any one incident.

Excessive use of the whip anywhere at the event will result in disqualification:

- Use of the whip to vent a competitor's anger is always excessive.
- Use of a whip which causes injury e.g., Broken skin or a weal, is always excessive.
- Use after elimination or retirement is always excessive.

- Use on a horse's head, neck etc. is always excessive.
- Using the whip from the ground
- If the rider's arm comes above the shoulder when using the whip, this is always excessive.

13. COMPULSORY RETIREMENT

For all height competitors incurring more than 24 jumping penalties in the Show Jumping phase will incur Compulsory Retirement and will not be allowed to go Cross Country, but competitors eliminated for technical reasons (starting before the bell, error of course etc.) may do so at the discretion of the Official Steward.

At 70, 80, 90, 100, 105 Four cumulative refusals on the cross-country course will result in elimination and competitors should leave the course at a walk. For 110cm and above three cumulative refusals on the cross-country course will result in elimination and competitors should leave the course at a walk.

14. HEALTH & SAFETY

Organisers of the event should have taken reasonable precautions to ensure the health and safety of everyone present. For these measures to be effective, everyone must take all reasonable precautions to avoid and prevent accidents occurring and must obey the instructions of the organisers, officials, and stewards.

15. LEGAL LIABILITY

Save for the death or personal injury caused by the negligence of the organisers, or anyone for whom they are in law responsible, neither the organisers of this event or any agent, employee or representative of these bodies, nor the landlord or

his tenant, accepts any liability for any accident, loss, damage, injury or illness to horses, owners, riders, spectators, land, cars, their contents and accessories, or any other person or property whatsoever. Entries are only accepted on this basis.

16. LONE COMPETITORS

Competitors attending a competition on their own must inform the Secretary and provide Emergency Contact Details and location and details of their horsebox. Provisions should have been made by them with their emergency contacts in the event of them being injured, for their horse to be able to be transported home. It is NOT recommended to attend an event alone.

17. DESTRUCTION OF SEVERELY INJURED HORSES

If in the opinion of the Official Veterinary Surgeon a horse is so severely injured that on humanitarian grounds it ought to be destroyed, the following procedure will apply.

If the owner or his authorized representative is present, the Official Veterinary Surgeon will first obtain his agreement. If the owner or his representative is not available, the Official Steward, acting on the advice of the Official Veterinary Surgeon, may order the destruction of a horse.

NB: Owners should be aware that this Rule is slightly at variance with The Protection of Animals Act 1911 Section 11, which states that, in the absence of the owner, a Police Constable acting on the advice of a registered Veterinary Surgeon may order the destruction of a horse. This Rule is framed to avoid unnecessary suffering to a severely injured horse.

18. VACCINATION

To protect the health of all horses and ponies and the biosecurity of the venue, the following rules will apply

Events that are held at some venues may be subject to additional rules. Please do check the event schedule for specific details.

Passports

A valid passport and vaccination record:

- must accompany the horse / pony to all events
- must be available for inspection by the event officials
- must be produced on request at any other time during the event

No Horse competing or accompanying at an event may be present at a venue unless it has a current vaccination against equine influenza which complies with the following conditions:

- Two injections for primary vaccination, not less than 21 days and not more than 92 days apart, are required before being eligible to compete;
- A first booster injection must be given within seven months (not more than 215 days) after the second injection of primary vaccination;
- Subsequent booster injections must be given at intervals of not more than 12 months one year, commencing after the first booster injection;
- A horse may not compete if it has been given a relevant injection on any of the seven days before it is to compete at the event. Thus, a horse vaccinated on Friday 1st, may not compete before Saturday 8th

19. ORDER OF STARTING

The order of starting shall be drawn after entries have been received. This order shall be maintained throughout each part of the competition. The timetable should be regarded as a guide only and competitors who are not ready to start any phase in their turn may be eliminated.

20. INTERVAL BETWEEN PHASES

No horse shall be required to start the next phase less than 30 minutes after completing the previous phase. In the event of Multiple riders this may be shorter to allow time for them to compete without delaying later classes.

21. EXERCISE

Competitors may exercise their horses only in the areas provided. They must not exercise in the car or horsebox park or among spectators. They must not enter or practice in the Competition Dressage arenas, the Show Jumping arena or on the Cross-Country course on penalty of elimination.

On the day of the competition, horses competing may be ridden only by their designated riders.

Lunging of a horse is only permitted in areas designated by the organiser who may also prohibit it completely at their discretion. If allowed, lungeing may be carried out by either the rider or other persons. Lungeing of a horse and rider is prohibited.

When riding-in, especially in restricted areas, riders should pass left hand to left hand; they should not pass so close as to upset another horse.

Tack adjustments should be made in a safe area without causing an obstruction.

Trainers and other pedestrians should endeavor to stand out of the way of competitors.

22. RAPPING

Rapping at or anywhere in the vicinity of the event is strictly prohibited. Definition of Rapping: Raising, throwing, or moving a pole, stick, rope, or other object against one or more of the legs of a horse while it is jumping an obstacle, so that the horse in either case is induced to raise such leg or legs higher in order to clear the obstacle.

23. STALLIONS

Stallions must always be properly restrained. They must never be left tied to a lorry or trailer. They must be led from a bit, with a lead rope of a minimum length of 2.5m to include a chain of not less than 50 cm. attached to the bit.

When lunged, the lunge line must be attached to the bit. They must display a stallion disc on each side of the bridle at all times.

The organiser or Official Steward may require removal of the stallion from the site if he considers the risk of an accident to be unacceptable.

24. NON-COMPETING AND COMPANION HORSES.

The Organiser's permission must be obtained before a non-competing Horse is brought to an Event; The Event Secretary will issue a number for the Horse

25. BIKES

The use of Bikes, Electric and Push on Event Site is at the discretion of the Organiser and their policy should be stated in the schedule. Bikes must be used in a safe manner and should not be ridden at more than 10mph anywhere on the Event Site

26. DRESS

It is the competitors' responsibility to ensure that their dress is in accordance with the rules. Contravention may incur elimination.

The following rules apply to ALL THREE PHASES:

26.1. Hats and Hair –

26.1.1. Hair:

Must be tied back securely, in a safe manner to reduce the risk of hair being caught and to prevent scalp injuries.

26.1.2. Hats

The hat standards accepted are detailed in the table below:

British & European	PAS 015 (2011)* VG01.040 2014-12* BS EN1384:2023* *with BSI Kitemark or Inspec IC Mark	
American	ASTM F1163 15 or 23: with SEI mark Snell 2016 or 2021 (No other mark is needed with Snell)	
Australia & New Zealand	AS/NZS 3838 2006 onwards with SAI Global mark	

For cross country riding at any height there will be no fixed peak,

peak type extensions or noticeable protuberances above the eyes or to the front. The hat should have an even round or elliptical shape with a smooth or slightly abrasive surface. Noticeable protuberances above the eyes or to the front not greater than 5mm, smooth and rounded in nature are permitted. A removable hat cover with a light flexible peak may be used if required.

No recording device is permitted (e.g., hat cameras) as they may have a negative effect on the performance of the hat in the event of a fall.

It is recommended hats must be replaced after a severe impact as subsequent protection will be significantly reduced. Hats deteriorate with age and should be replaced after three to five years depending upon the amount of use.


The Official Steward/Organiser may, at their discretion, eliminate a competitor riding in the area of the competition without a hat or with the chinstrap unfastened or with a hat that does not comply with these standards.

26.1.3. Hat Checks and Tagging

Hats It is mandatory for all Members to wear a protective helmet at all times when mounted with the chinstrap fastened and adjusted so as to prevent movement of the hat in the event of a fall. This rule defines the quality of manufacture that is required. Individual Sports may also have additional requirements with regard to color and type of hat.

ALL Hats must be tagged with either a PC, BE, BRC PINK 2023 HAT TAG OR Horse Events 2023 Pink Tag.





Tagging indicates that a hat meets the accepted standards. No check of the fit and condition of the hat is implied. It is considered to be the responsibility of the rider or riders' parent(s)/guardian(s) to ensure that their hat complies with the required standards and is tagged they compete.

Loss of Hat

If a hat comes off, it must be replaced immediately; the Rider may dismount, or the hat may be handed to them.

Dressage - If a hat comes off during a dressage test, it must be replaced immediately; the Competitor may dismount, or the hat may be handed to them. the test will be restarted at the beginning of the movement during which the hat came off. There will be no penalty for error of course but if the hat is not replaced the Rider may be eliminated at the discretion of the Judge.

Show Jumping - In the case of adjustment to hat or chin strap, during the round, for safety reasons outside assistance may be given. The clock will NOT be stopped, and faults will be given as for a resistance (ceasing to go forward). If it becomes necessary for the rider to dismount, faults will be given as for a fall, i.e., Elimination

In the Cross Country In the case of adjustment to hat, chin strap, during the round, for safety reasons outside assistance may be given. The clock will NOT be stopped. If the rider needs to unmount, he may do so to make adjustments to hat or saddlery this should be done on the flat between fences

26.2 Jackets (Dressage and Show Jumping only) –

A traditional style of riding jacket must be worn with a tie or hunting stock. During hot weather, the Judges may give permission for competitors to ride without jackets, but shirts must cover the shoulders.

26.3 Number bibs

Should be worn for all three phases. Numbers should be clearly visible.

26.4 Gloves

White or a Neutral color Gloves are compulsory for the Dressage phase and optional for Show Jumping and Cross Country. (Any Color for the Jumping phase is allowed)

26.5 Breeches

Breeches or jodhpurs must be white, cream or beige navy or Black. If worn, branding must be on the left leg and not be longer than 20cms or wider than 4cm.

26.6 Footwear

Only standard riding or jodhpur boots with a well-defined square cut heel may be worn. Plain black or brown half chaps may be worn with jodhpur boots of the same color. Tassels and fringes are not allowed. No other footwear will be permitted, including wellington boots, yard boots, country boots, "muckers" or trainers. Boots with interlocking treads are not permitted, nor are the boots or treads individually.

26.7 Stirrups

Stirrups should be of the correct size to suit the rider's boots. They must have 7mm (1/4") clearance on either side of the boot. To find this measurement, move the foot across to one side of the stirrup, with the widest part of the foot on the tread. From the side of the boot to the edge of the stirrup should not be less than 14mm. There are now many types of stirrups marketed as 'safety stirrups'. All riders must ensure that their stirrups are suitable for the type of footwear they are wearing and the activities in which they are taking part and that the stirrup leathers are in good condition

26.8 Spurs

Spurs may be worn.

Sharp spurs are not permitted. Only blunt spurs, without rowels or sharp edges, and spurs that have a smooth rotating ball on the shank may be worn. If the spurs are curved, the curve must be downwards, and the shank must point straight to the back and not exceed 4cm in length. The measurement is taken from the boot to the end of the shank.

26.9 Whips

Dressage Whips – No whip may be carried during any test. Only one whip, no longer than 120cms, may be carried when riding in.

Jumping Whips – A whip, if carried, must be held in the hand by the handle with the handle at the top. The whip must be "padded."

- The maximum length of the "Whip" is 70cm and must be no less than 45cm.

- The “Contact area,” is considered to be 2/5's (two fifths) of the overall length of the “Whip” and must be covered with a “Pad”.
- There must be no “binding” within 17 centimeters of the end of the “Pad”.
- The “Pad” must be smooth, with no protrusion or raised surface, and be made of shock absorbing material throughout its circumference such that it gives a compression factor of at least 6mm.
- There is to be no wording, advertising, or personalisation of any kind on the “Pad.”

26.10 Body Protector

British Equestrian Standards for Body Protectors.

From 1st January 2024, the **Level 3 blue BETA 2018** standard will be required when riding at any Horse Events organized competition. This means the **purple BETA 2009** safety certification **will no longer be permitted**.

There are three different levels: Level 1, Level 2, and Level 3, with Level 3 being recommended for working with horses and competing in events like jumping and eventing, and is designed to prevent minor injuries.

Body protectors are a mandatory piece of safety equipment required while riding cross-country and over solid fences in arena eventing during all Horse Events Organised Competitions

They are designed to protect a rider by absorbing the high levels of energy created when falling off a horse or being kicked or stepped on by a horse. A correctly-fitted body protector can offer protection to the abdomen and internal organs, chest and ribs, and prevent against soft tissue injuries.

Riders who choose to use the Wool Wear Body Cage EXO must lodge a key with the Event Organiser.

26.11 Air Jackets

British Equestrian Standards for Air Jackets are followed

If a rider chooses to wear an air jacket, it must only be used in addition to a normal body protector which meets the Body Protector Rule and Standards. In the event of a fall, the air jacket must be fully deflated or removed before continuing, after which, the conventional body protector will continue to give protection. Air jackets must not be worn under a jacket and number bibs should be fitted loosely or with elasticated fastenings over the airjacket. Sports have specific rules relating to falls in competition.

26.12 Medical Armbands

It is the competitor's responsibility to wear a medical armband during the cross-country phase if they have a medical condition that may impact on their care in the case of an emergency. It is not compulsory for competitors without any medical conditions to wear a medical armband.

26.13 Prize giving

Unless the official steward allows otherwise Competitors must be correctly dressed in their competition riding clothes (jackets etc.) for prize-giving, either mounted or dismounted.

26.14 DRESSAGE only

Gloves – White or Neutral colored Must be worn.

26.15 CROSS-COUNTRY only

Body Protectors are compulsory.

A self-tied stock is strongly recommended.

As a minimum shoulders must be covered while competing.

Electronic Devices

Electronic devices (i.e., headphones, mobile phones etc. enabling another person to communicate with the rider) are not allowed whilst the rider is competing.

No recording device is permitted (e.g., head / bridle cameras etc.)

Stopwatches may be worn at all levels

27. SADDLERY

It is the competitors' responsibility to ensure that their tack is in accordance with the rules. Any competitor who presents to compete in the wrong saddlery/equipment will not be allowed to compete until they decide to re-present in the correct saddlery/equipment.

The Official Steward has absolute discretion to forbid the use of any bit, gadget, spur, or boot which he considers cruel or misused.

Disabled riders are welcome to apply to organiser to use special equipment.

27.1 Table of permitted & Not permitted saddlery

	Riding in exercise areas	Lunging	Dressage Tests	Show Jumping	Cross Country
Bit guard & tongue guard	YES	YES	NO	YES	YES
Nose net	YES	YES	YES	YES	YES
Ear covers*1	YES	YES	YES	YES	YES
Ear plugs	NO	YES	NO	NO	NO
Fly fringe	YES	YES	NO	NO	NO
Liquid Titanium or similar type hood	NO	NO	NO	YES	NO
Net Relief Rising Mask or similar Face Mask *2	YES	YES	YES	NOT PERMITTED	
Snaffle bridle/Miklem multi-bridle/ST-Zaum / Freeflex /Stuben Freedom /PS of Sweden High Jump /PS of Sweden Jump off /Collegiate Comfitec/Jeffries Gentle Bridle/Grackle. Bridles must be used with a permitted	YES	YES	YES	YES	YES

bit, without bit clips and with a throat lash					
Double bridle	NO	NO	NO	YES	YES
Running / Bib / Irish martingale	YES	YES	NO	YES	YES
Side, running reins and Chambons	NO	YES	NO	NO	NO
Neck strap	YES	YES	YES	YES	YES
Seat Covers	YES	YES	NO	YES	YES
Boots, bandages *3	YES	YES	NO	YES	YES
Equiboots/Hoofboots	YES	YES	NO	NO	NO
English style saddle	COMPULSORY				
Flash, crossed (incl. Grackle/Mexican) or dropped noseband only with snaffle bridle	PERMITTED				
Cavesson noseband	PERMITTED*				
Breast plate	PERMITTED				
Blinkers	NOT PERMITTED				
Tongue Strap and/or tying down the Horse's tongue	NOT PERMITTED				
Draw Reins	NOT PERMITTED				
Standing Martingale	NOT PERMITTED				
Any other form of martingale or gadget	NOT PERMITTED				
Leather, sheepskin, or similar material may be used on each cheek piece of the bridle providing the material does not exceed 3cm in diameter measured from the horse's cheek	YES	YES	NO	YES	NO
Sheepskin nosebands*4	YES	YES	NO	YES	YES
Coloured stirrups	YES	YES	YES	YES	YES
Body bandage / spur pad	YES	YES	NO	YES	YES
Stirrups which can be attached by magnets or other means to riders' boots	NOT PERMITTED				

*1 Ear Covers / Protective Fly Hoods are permitted and may provide noise reduction. However, ear covers must allow for ears to move freely and must not cover the Horses' eyes. These will

be systematically checked by Stewards at the end of the test to ensure that nothing prohibited has been added (i.e., special material) or is covered by the fly hoods. The ear covers should be discreet in color and design. Ear covers may not be attached to the noseband.

*2 Equivizor is permitted for warming up on the flat only. Lenses must be clear. *Facemask - example of a face mask that can be worn for Riding in exercise areas, Lunging and Dressage only. Not permitted for any form of jumping.*

Note: a nose net and fly veil (ears) can be worn together but not in addition to the face mask.

*3 All boots must be smooth inside without lumps, protrusions, or a rough surface. Weighted Boots and pinch boots are not allowed.

*4 Sheepskin shall not be used on a Grackle/X noseband other than on the crossover section.

27.2 Saddle Cloths/Numnahs

Any solid color is permitted. Contrasting piping is permitted. Logos must not exceed 200 sq. cm.

27.3 Bits

Bits must comply with current rules for British Dressage and must be used in their manufactured condition without any addition to/on any part. If in doubt, guidance should be sought from the BD Rule Book or by emailing the Horse Events office with a photo of the bit in question.

In the Cross-Country and Show Jumping phases any normal riding bit is accepted, hackamore or any bitless bridle. Bits should be in their original manufactured state

28. THE DRESSAGE PHASE

All tests must be performed from memory unless stated in the schedule.

No whip may be carried during any test. Only one whip, no longer than 120cms, may be carried when riding in.

28.1 Penalty Marks and Elimination

Error of Course or Error of Test

Every such 'error,' whether the bell is sounded or not, must be penalised;

First error: Two error marks.

Second error: Four error marks.

Third error: Elimination, although combination may continue the test if the judge permits.

Riding the wrong test. A Rider who has learned the wrong test will, if the timetable allows, and at the discretion of the Official Steward, be permitted time to learn the correct test and to restart with 4 error marks per judge.

28.2 Lameness.

If the judge considers the horse to be markedly lame, he should stop the test and consult with the official steward and Vet. Following such consultation, the combination may be eliminated or allowed to complete the test and any unevenness of pace penalised appropriately. If the judge has concerns for a horse welfare, they may ask the event Vet to look at the horse following after the test has been completed. This is at the discretion of the

judge.

28.3 Visible Blood.

If the judge suspects bleeding of the horse during the test, they should stop the test and consult with the Official Steward and the Vet. After consultation, the combination may be eliminated or allowed to continue at the discretion Official Steward

28.4 Falls

A horse is considered to have fallen when the shoulder and quarters on the same side touch the ground

A rider is considered to have fallen when they are separated from their horse in such a way as to necessitate remounting or vaulting into the saddle.

Fall of Rider during the Dressage test - Elimination. The Rider must leave the arena unmounted.

Fall of horse during the Dressage test - Elimination.

All riders must be checked by the paramedic/doctor at the event before leaving the venue even if uninjured. Please report to the secretary for the medic/doctor to be called.

If the rider fall occurs in the dressage warm up area, they must be checked by the paramedic/doctor at the event before being allowed to continue.

If the horse falls in the dressage warm up, the horse must be checked by a vet before being allowed to continue.

If the Doctor/ or veterinary officer imposes any conditions before a Rider or Horse may continue which may have time implications, the Rider must immediately inform and liaise with the relevant

event officials. Every effort will be made to allow the competitor to compete, but this may not be possible within the time constraints of the competition.

28.5 Other Errors.

The following are considered errors; error marks as indicated will be deducted per error, but they are not cumulative and thus will not normally result in Elimination. Repeated errors may lead to Elimination at the discretion of the Organiser/Official Steward in consultation with the Judge.

Entering the Dressage arena with whip: 6 error marks per judge. (The judge will stop the Test and continue it after the whip has been discarded).

Entering the arena with the Horse wearing boots or bandages; 6 error marks per judge. (The judge will stop the test and continue it after removal of the boots or bandages.)

Entering the arena before the sound of the bell; 2 error marks per judge.

Not entering the arena within forty-five (45) seconds after the bell, but within ninety (90) seconds; 2 error marks per judge.

Not wearing gloves, or other minor breaches of dress rules; 2 error marks per judge.

28.6 Scoring

The Judge's 'good marks' (from 0 to 10) are added together, penalties for any error are deducted to give a final total of good marks.

The percentage of maximum possible good marks available is then calculated to two decimal places. This value is shown as the individual mark for that Judge. In order to convert the percentage into penalty points, it must be subtracted from 100

with the resulting figure being rounded to one decimal digit.

The result is the score in penalty points for the test. When there is more than one Judge, the resulting totals are then averaged.

29. SHOW JUMPING

29.1 Course Inspection.

The course must be open for inspection:

- For the first Class; not less than one hour before the Class is due to commence.
- For subsequent Classes; at least ten minutes before they are due to commence.

29.2 Course Information and Timetabling.

Organisers should display at the beginning of each day a copy of:

- Course plans, showing distance and time allowed, for each course to be run during the day.
- Timetable showing the scheduled start and finish time of each class
- Timetable for course walks, or, where appropriate, outline of arrangements for course walks; These times will be subject to the Judge's discretion in the light of all relevant prevailing circumstances.

29.3 Practice Obstacles

Consisting of one upright, one crossed pole and one spread, must be provided.

- They must be marked to show the maximum permissible jumping height for the relevant class or classes.
- They should be Parked with a Red & White marker to ensure they are jumped in the correct direction.
- Placing poles are not permitted.

Maximum height of practice obstacles:

110cm Class - 1.20m

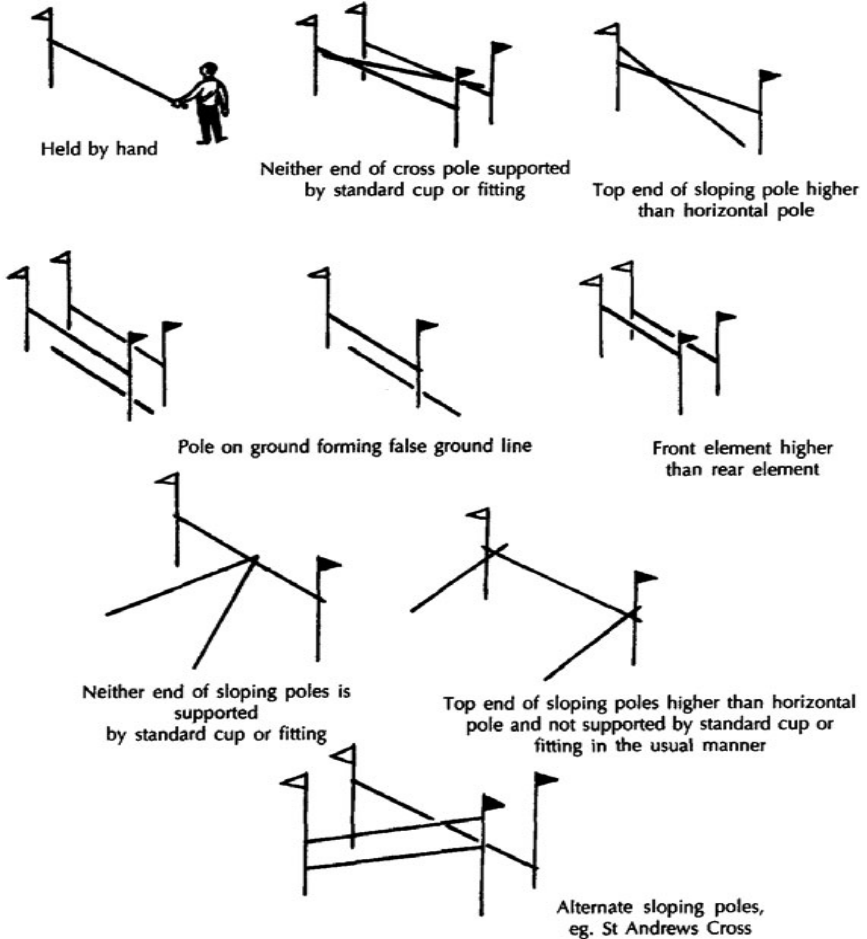
105cm Class - 1.15m

100cm Class - 1.10m

90cm Class - 1.00m

80cm Class - 0.90m

Examples of practice showjumping fences that are not allowed



Course Alterations.

If deterioration of the going or other circumstances necessitate, but only with the consent of the Official Steward. The scores of Riders who had already completed in such a section will be adjusted by the exclusion of jumping and time penalties incurred at that element. Eliminations are to stand.

Safety cups

Safety Cups are compulsory for competitions on the back rails of spread fences and middle and back rails of triple bars. This includes practice fences in the collecting ring. These cups must be in use at all times and must NOT be removed from the wing stands.

All plastic covered poles must have a wooden core to ensure that they are the same weight as a painted timber pole.

29.4 Show Jumping Penalties

Disobediences, falls, etc., occurring between entering the arena and the moment the Rider crosses the starting line in the correct direction, are not penalised.

Show Jumping	
Knockdown	4 Penalties
First disobedience	4 Penalties
Second disobedience in whole test	8 Penalties
Third disobedience in whole test	Elimination
Fall of Rider	Elimination
Fall of horse	Elimination
Error of course not rectified	Elimination
Omission of obstacle or boundary flag	Elimination
Retaking and obstacle already jumped	Elimination
Jumping Obstacle in the wrong order	Elimination
For every commenced second in excess of the time allowed	1 Penalty
Exceeding the time limit (which is twice the time allowed)	Elimination
Time Penalties When an obstacle is displaced as the result of a disobedience	6 seconds added to time
Exceeding 24 penalties (not including time)	Compulsory Retirement
Starting and attempting to jump, or jumping, an obstacle before the bell has sounded.	Elimination
Resistance exceeding 20 seconds	Elimination

Failing to jump the next obstacle within 45 seconds	Elimination
Failing to re-attempt an obstacle following a first or second disobedience	Elimination
Failure to re-attempt an obstacle after a run-out	Elimination
Failure to re-attempt all obstacles of an open combination	Elimination
Retaking an obstacle already jumped	Elimination
Jumping obstacle in wrong order or in the wrong direction	Elimination
After being stopped by the Judge or stopping voluntarily, continuing before the bell and/or from a point nearer the next	Elimination
Attempting an alternative obstacle before the bell when the other obstacle has been disturbed as the result of Elimination disobedience	Elimination
Jumping an obstacle which does not form part of the course	Elimination
Knocking so as to cause malfunction of the timing equipment	Elimination
Re-attempting an obstacle, which has been disturbed, before the bell	Elimination
Jumping or attempting to jump any obstacle or passing through the finish without wearing a hat	Elimination
Improperly leaving the arena	Elimination
Failing to cross the finishing line mounted	Elimination

29.5 Falls

A horse is considered to have fallen when the shoulder and quarters on the same side touch the ground or touch the obstacle and the ground simultaneously.

A rider is considered to have fallen when they are separated from their horse in such a way as to necessitate remounting or vaulting into the saddle.

If a rider or Horse Falls once they have entered the arena this results in elimination from the competition and the combination cannot continue. All riders must be checked by the paramedic/doctor at the event before leaving the venue even if uninjured. Please report to the secretary for the medic/doctor to be called.

If the fall of horse and/or rider occurs in the warmup area the rider must be checked by the paramedic/doctor at the event before being allowed to continue.

If the Doctor/ or veterinary officer imposes any conditions before a Rider or Horse may continue which may have time implications, the Rider must immediately inform and liaise with the relevant event officials to ensure this can work within the timetabled day. Failure to work will result in the competitor needing to withdraw.

29.6 Scoring

Any jumping and time penalties will be added together to give the competitor's penalty points for this phase.

30. THE CROSS COUNTRY PHASE

A plan of each cross-country course must be displayed at the start and at the secretary's office from the time when the course is open for inspection. It must demonstrate the course to be followed, its distance in metres, the optimum time, the 'too fast time' and the time limit, and the numbering of the obstacles.

30.1 Practice Fences

The Organiser will provide an appropriate number of practice fences per class marked. These fences must not exceed the dimensions for the class for which they are being used and may only be used for warming up. Fences not suitable for the class should be red flagged (have flags crossed in front of them, marking them as not for jumping).

30.2 Starting and timing

The start box will be approximately 5m square. It will have an open front and a gap on one or both sides - recommended 2m through which riders may enter.

All entrants and exits should be protected to prevent injury.

The start & finish lines should be marked using red & white flags.

Riders must comply with the directions to start given by the Starter.

The rider of a horse which is ridden through the gap in the start box at a canter, or faster, may be penalised for dangerous riding.

The starter will count down from five before the start signal.

Time is counted from the moment that the start signal is given or when the nose of the starting Horse crosses the start line; whichever is the earlier, until the Horse's nose passes the finish. Thus, an early start will not advantage the Rider.

If the Rider has not crossed the start line after 1 minute from being given the signal to start, he may be eliminated. However, if the Rider is having difficulty and the Starter considers that extra time may be beneficial to the Rider, he may abort and restart the countdown.

Assistance within the start box is permitted up to the start signal being given. Thereafter any such outside assistance may be unauthorised.

If a Rider is stopped and held on the course by an Official, the time during which he is held will be deducted from the recorded time.

Time is counted in "commenced" seconds. In other words, all fractions are always rounded up.

30.3 Timing Error

In the event of timing error or lack of information, the official Steward is allowed to make an accurate estimate of a Rider's time, using official times taken round the course and any other relevant information.

30.4 Alteration of Course

If, in the opinion of the official Steward, any part of the course has become unsafe or unfair to riders due to deterioration of the going or other circumstances, they may direct those one or more obstacles be omitted from the course or that their severity be reduced. All relevant officials and all Riders must be informed appropriately.

The official steward will make an adjustment to the optimum time based on their estimate of the effect which the adjustment will have had. All jumping faults previously incurred at a removed fence in current sections will be cancelled; time penalties

incurred by refusal, run-out and the like stand. Elimination and retirement at that obstacle remain unaffected.

An obstacle which has been so removed may not be reinstated.

30.5 Riding the course

Red and white flags whether at obstacles or at any other point on the course must be passed mounted and in the correct direction (red on right, white on left). Any failure to comply with this provision is an error of course and penalised accordingly.

Obstacles must be jumped in their numbered, or lettered, order.

Except in the case of re-taking an obstacle with a number of elements, following refusal, or run out, no obstacle may be jumped more than once.

Penalties will be imposed for a refusal, run-out or circling only when the judge decides that any such was connected with the passage or attempted passage of the numbered and lettered obstacle for the class in question.

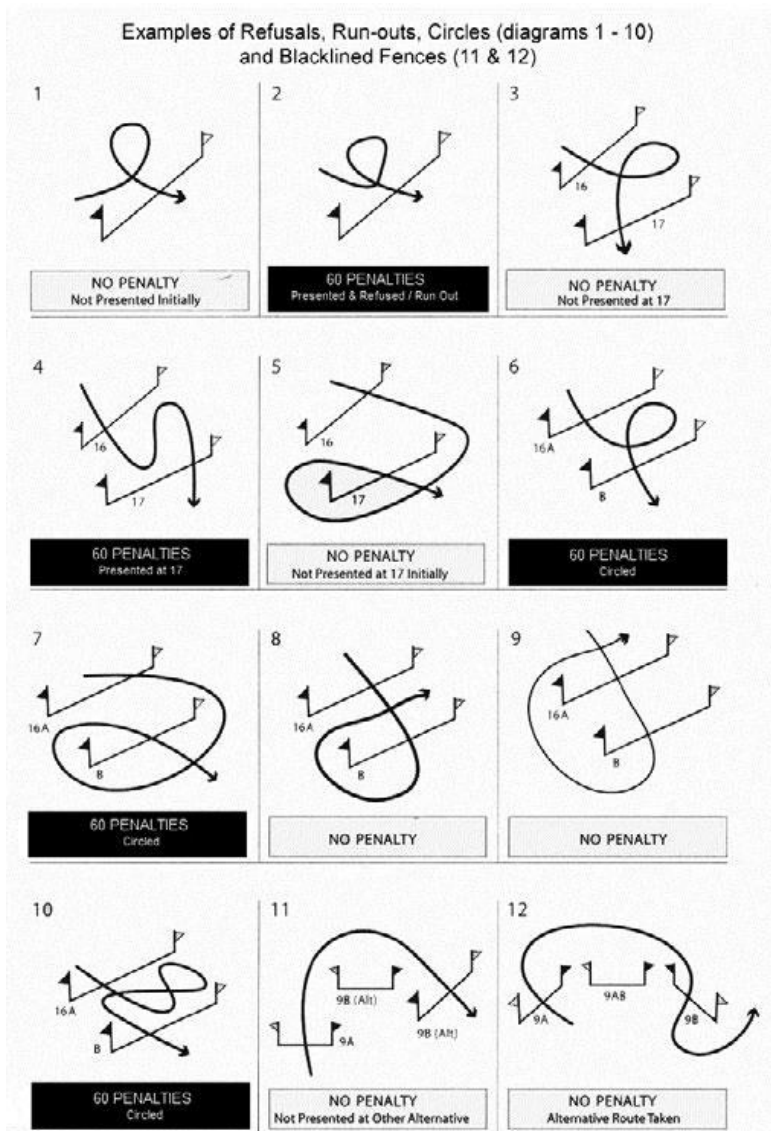
A fall of Rider anywhere on the course will result in elimination.

In the case of black flag alternatives only one obstacle/element has to be jumped and a Rider is permitted to change without penalty from one black flagged line to another (e.g., jumping 4a left hand route then 4b right hand route) provided they have not presented their horse at the next element of the original line.

30.6 Definition of Faults

(refusals, run outs, circling and falls) will be penalised only if, in the opinion of the Fence Judge concerned, they are connected with the negotiation or attempted negotiation of a numbered or lettered obstacle. Penalties incurred at an obstacle are cumulative (i.e., two refusals incur $20 + 40 = 60$ penalties). In the case of black

flag alternatives, the faults at obstacles (refusal, run-out and circle) will only be penalised if related to the obstacle/elements attempted or negotiated (elements not attempted or negotiated will be irrelevant for the judging of such alternatives)



30.7 Refusal

At obstacles or elements exceeding 30cms in height: A horse is considered to have refused if it stops in front of the obstacle or element to be jumped. If a horse, then jumps from a standstill this is considered a refusal and incurs 20 penalties. After a refusal, if the competitor redoubles or changes their efforts without success, or if the horse is re-presented at the obstacle and stops or steps back again, this is a second refusal (40 penalties). A third refusal at the same obstacle incurs elimination.

At all other obstacles or elements less than 30cm in height:

A horse is considered to have refused if it stops in front of the obstacle or element to be jumped. A stop followed immediately by a standing jump is not penalised, but if the halt is sustained or in any way prolonged, this constitutes a refusal. The horse may step sideways but if they step back with even one foot, this is a refusal. After a refusal, if the competitor redoubles or changes their efforts without success, or if the horse is re-presented at the obstacle after stepping back and stops or steps back again, this is a second refusal and so on.

30.8 Run out

A horse is considered to have run out if it avoids an obstacle to be jumped and runs out to one side or the other. A horse will be considered to have cleared a fence when the head, neck and both shoulders of the horse pass between the extremities of the element or obstacle as flagged.

30.9 Circle

A horse is considered to have circled if it crosses its original track from whichever direction while negotiating or attempting to

negotiate the obstacle, or any part thereof. If after completing the negotiation of all elements of an obstacle, a horse's exit track from that obstacle crosses its approach track to that obstacle, the horse is not considered to have circled, and will not be penalised. If a horse completes a circle while being re-presented at the obstacle after a refusal, run-out, it is penalised only for the refusal or run-out. A competitor may circle without penalty between two separately numbered obstacles even if they are quite close together, provided they clearly do not present their horse in an attempt to negotiate the second obstacle after jumping the first. However, if two or more elements of an obstacle are lettered A, B or C, (i.e., are designed as one integral test) any circling between these elements will be penalised. Except, at an obstacle where any of the elements is black flagged, after having negotiated all other elements passing around the last element to be jumped will not be penalised.

30.10 Fall of Rider

A rider is considered to have fallen when they are separated from their horse in such a way as to necessitate remounting or vaulting into the saddle.

30.11 Fall of Horse

A horse is considered to have fallen when the shoulder and quarters at the same time have touched either the ground or the obstacle and the ground, or when it is trapped in a fence in such a way that it is unable to proceed without assistance or is liable to injure itself.

Fall of Rider during the XC - Elimination.

Fall of horse during the XC - Elimination.

All riders must be checked by the paramedic/doctor at the event before leaving the venue even if uninjured. Please report to the secretary for the medic/doctor to be called.

If the rider fall occurs in the warmup area the must be checked by the paramedic/doctor at the event before being allowed to continue.

If the horse falls in the warmup, the horse must be checked by a vet before being allowed to continue.

If the Doctor/ or veterinary officer imposes any conditions before a Rider or Horse may continue which may have time implications, the Rider must immediately inform and liaise with the relevant event officials to see if this can be accommodated. In the event of not being able to accommodate due to a timing issue then the rider combination will be withdrawn.

30.12 Knocking down a fence flag

There is no penalty for knocking down a fence (boundary) flag. But if in the process the horse's head and shoulders pass the wrong side of the flag, i.e., to the left of the white or to the right of the red, the competitor must retake the fence and shall be debited the penalties for the run-out(s). Competitors may ask if they have to re-take the fence, and the Fence Judge is obliged to tell them. This is not considered 'forbidden assistance.' Flags do not have to be replaced by Fence Judges, but riders may request that flags are replaced. The time will not be stopped for competitors during replacement of a flag.

There is no penalty for jumping a fence not on the course but the penalty for jumping a fence marked with crossed flags is elimination.

30.13 Overtaking

Any competitor who is about to be overtaken by a following competitor must quickly clear the way. Any competitor overtaking another competitor must do so only at a safe and

suitable place. When the leading competitor is before an obstacle and about to be overtaken, they must follow the directions of the Fence Judge.

When the leading competitor is committed to jumping an obstacle, the following competitor may only jump that obstacle in such a way that will cause no inconvenience or danger for either.

The penalty for willful obstruction of an overtaking competitor, or failure to follow the instructions of the Fence Judge, or causing danger to another competitor, is elimination at the discretion of the Official Steward.

30.14 Competitor in Difficulty at an Obstacle

A competitor in difficulty or likely to cause an obstruction must give way to the following horse by quickly moving away from the front of the obstacle.

If, in attempting to negotiate an obstacle, a horse should be trapped in such a way that it is liable to injure itself or be unable to proceed without assistance, the competitor will be instructed to dismount and will be eliminated.

30.15 Stopping Competitors

If any part of an obstacle is obstructed by a competitor in difficulty, or if any obstacle has been dismantled to release a fallen horse, or if an obstacle has been broken and is not yet rebuilt, or in any other similar circumstances, any competitor approaching the jump, and any subsequent competitors, must be prepared to stop on the instructions of the Fence Judge, who will wave a flag at waist height in the path of the oncoming competitor. The time during which the competitor is stopped will be noted by the Fence Judge and will be deducted from

the time taken to give the correct time for completing the course.

Failure to stop is penalised by disqualification at the discretion of the Official Steward.

30.16 Outside Assistance

Outside assistance is forbidden under penalty of elimination. Any intervention by a third party, whether solicited or not, with the object of facilitating the task of the competitor or of helping the horse, is considered forbidden assistance. If, in the opinion of the Official Steward, the assistance was unsolicited, and the competitor gained no advantage then no penalty will apply.

In particular the following are forbidden:

To intentionally join another competitor and to continue the course in company with them.

To post friends at certain points to call directions or make signals in passing.

For anyone at an obstacle actively to encourage the horse or rider by any means whatsoever.

To be followed, preceded, or accompanied on any part of the course by any other person

To receive any information, by any means whatsoever, about the course before it is officially open to the competitors.

For a Fence Judge or Official to call back or assist a competitor by directions to rectify an error of course.

EXCEPTIONS: Whips, headgear or spectacles may be handed to a competitor without his dismounting. Fence Judges are allowed to call 1st Refusal, 2nd Refusal etc.

30.17 Elimination and Retiring

Competitors eliminated or retiring from any part of the Cross-Country course for any reason whatsoever must leave the course

at a walk and take every precaution to avoid disturbing other competitors. They may not jump any obstacles after elimination or retiring.

30.18 Cross Country Penalties

Cross Country Penalties	
Refusal, run out or circle of horse at obstacle	20 Penalties
Second Refusal, run out or circle of horse at same obstacle	40 Penalties
Third Refusal, run out or circle of horse at same obstacle	Elimination
Fourth Cumulative Refusal on the cross-country course at 105cm and below	Elimination
Third Cumulative Refusal on the cross-country course at 110cm and above	Elimination
Fall of competitor anywhere on course	Elimination
Fall of horse anywhere on the course	Elimination
Trapped horse	Elimination
Error of course not rectified	Elimination
After more than two minutes of continuous disobedience	Elimination
Omission of obstacle or boundary flag	Elimination

Retaking an obstacle already jumped	Elimination
Jumping obstacles in the wrong order	Elimination
80, 90, 100, 100PLUS AND 110 Every Second over the optimum time	0.4 Penalty
70cm and below No Time penalties will be awarded for those that going too slow.	
At 70cm and above Every commenced second in excess of 15 seconds under the optimum time	0.4 Penalty
Deliberately slowing down before the finish line to avoid penalties - (to a walk, slow trot, or weaving/circling)	10 Penalties
Exceeding the time (which is twice the time allowed)	Elimination
Inappropriate or dangerous riding	25 Penalties (discretionary)

30.19 Scoring

The penalties incurred for faults at the obstacles and any time penalties for going too fast, or for exceeding the Optimum Time are added together to give the competitor's total penalties.

